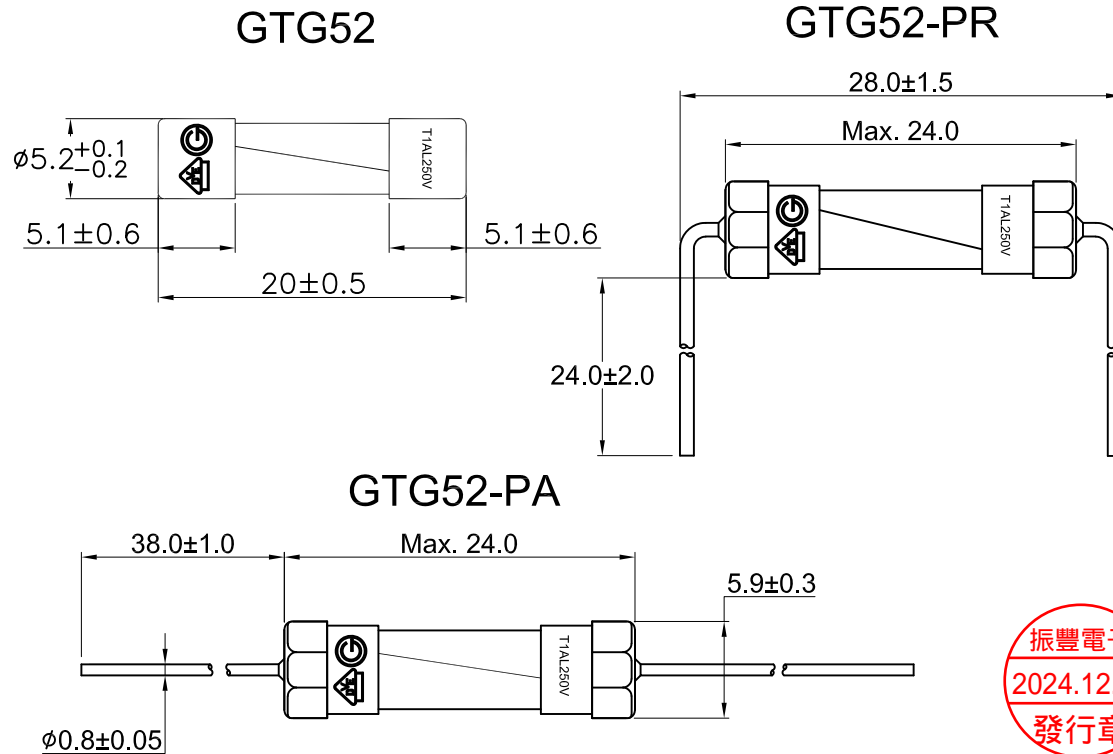








































Dimensions in mm

Rating cap marking: TXXAL 250V





Company trade mark and safety mark:    R



STANDARD: IEC-127-2/SHEET3-2003
 Electrical Characteristic

Rated Current	Rated voltage v	Maximum voltage drop mv	Maximum sustained Power dissipation W *	GTG52 / PA/PR	
					
32mA	250	5000	1.6		
40mA		4000			
50mA		3500			
63mA		3000			
80mA		3000			
100mA		2500			
125mA		2000			
160mA		1900			
200mA		1500			
250mA		1300			
315mA		1100			
400mA		1000			
500mA		900			
630mA		300			
800mA		250			
1A		150			
1.25A		150			
1.6A		150			
2A	150				
2.5A	120				
3.15A	100				
4A	100				
5A	100				
6.3A	100				
8A	125/250	100	4		
10A		100			

* Measured after 1h (for ratings above 6.3A after 30min) at 1.5In

% of Rated Ampere	1.5 I _n		2.1 I _n		2.75 I _n		4 I _n		10 I _n		UNLESS OTHERWISE SPECIFIED DIMENSIONS ARE IN mm TOLERANCE DECIMALS ANGULAR X ± 0.5 ± 2° XX ± 0.25 DO NOT SCALE DRAWING	CUSTOMER NO.	 JENN FENG ELECTRIC INDUSTRIAL CO., LTD
	I _n	Min.	Max.	Min.	Max.	Min.	Max.	Min.	Max.	Min.			
32mA-100mA	1h	2min.	200ms	10s	40ms	3s	10ms	300ms			CHECKED BY	5.2X20mm Miniature Cartridge Fuse Time-lag Low-breaking Capacity	
100mA-10A	1h	2min.	600ms	10s	150ms	3s	20ms	300ms	P/N	APPROVED BY 	DATE 2024.12.11		PART NO. GTG52 GTG52-PA / PR
											REV E	SCALE	DRAWING NO. AA05102501